

About TenBestStocks.com

TenBestStocks.com is the creation of Robert L. Bright – engineer, investor, and company principal. Bob developed and established TenBestStocks.com for his own use because he was dissatisfied with the investment results produced by many brokers, fund managers, and financial advisors. None of the conventional resources available to investors or stock analysts were able to consistently identify specific stocks that perform best during the wide range of different market conditions. He sought and achieved this goal with the TenBestStocks concept.

TenBestStocks.com is a wholly independent company and has no affiliation with any brokerage firm, stock analyst, venture capitalist, or other party having a vested interest in the advancement of specific stock issues. All stocks identified in communications from TenBestStocks.com, or on its web site, result solely from implementation of the TenBestStocks Proprietary Computer Model. The key goal of TenBestStocks.com is to provide an unbiased, reliable, and credible evaluation tool to its subscribers to assist them in making more effective stock investment decisions. Because it is not a financial planning firm TenBestStocks.com neither qualifies individuals for their suitability for any specific investment nor makes recommendations for the purchase of any specific stock.

Give TenBestStocks.com a try, risk-free

Why not consider a "test drive" of the TenBestStocks Concept? A 13-week risk free trial subscription to the TenBestStocks Weekly Web Update costs only \$55.00 (normally priced at \$69.00). One, two, and three-year subscriptions are also available at substantial savings. TenBestStocks.com is fully committed to your success. If you are not 100% satisfied the unused portion of your subscription will be fully refunded.

Call or visit our Website for more information, and to subscribe

The TenBestStocks.com Website has more current and detailed information than is practical to present in this brochure. Subscribing to the Weekly Web Update is also made quick, easy, and safe through our fully secure e-commerce link. Just visit www.TenBestStocks.com and Click on Members/Subscribe.

We look forward to welcoming you as a new subscriber!



We've Done The Homework So You Don't Have To.

Email: contact@TenBestStocks.com

Phone: (412) 259-6449

Fax: (801) 327-6273


Web: www.TenBestStocks.com

Mail: P.O. Box 15495, Pittsburgh, PA 15237



**We've Done
The Homework
So You
Don't Have To.®**

Do you want your portfolio to have the potential to outperform all of the major indices in rising markets – while minimizing market risk during downturns?




TenBestStocks.com provides a fully documented investment tool that can simplify meeting this goal – and significantly reduce the time you spend researching stocks. The **TenBestStocks Concept** helps identify stocks with exceptional growth potential and decline resistance to significantly build portfolio value. It can establish an effective framework for your own personal investment strategy based totally on historical fact and real data -- not hype or conjecture.

How Does It Work?

Each week **TenBestStocks.com** uses an innovative, **professionally engineered** computer model to identify ten stocks with the greatest statistical probability for growth and resistance to decline over the next six months. These ten stocks are mathematically determined from a unique, weekly adjusted universe of 100 stocks screened from the recommendations of respected, long-standing investment advisory services and leading investment publications. Subscribers to the "**TenBestStocks Weekly Web Update**" receive this unique list of ten stocks through special access to the Members Page on the **TenBestStocks** web site. The Members Page is available to subscribers 24 hours per day and provides important information relative to all past and present stocks identified by **TenBestStocks.com**. All information is efficiently presented and designed with the subscriber in mind to assist him or her in developing an effective investment strategy.

There are no gimmicks or tricks. All information employed by **TenBestStocks.com** is completely objective and based on over 40 years of historical data. To produce a list of the "best of the best," **TenBestStocks.com** uses its unique computer model to quantitatively rate and rank each of the 100 stocks every week. (*Only current and historical real-world data is employed – no speculation.*) To produce the **TenBestStocks** listing, this ranking process statistically compares the mathematical profile of each stock




in the universe of 100 stocks against the mathematical profile of the typical stock that has historically demonstrated the potential for future appreciation and resistance to price decline greater than the market indices.

What results can you expect?

An individual investor's ultimate success, of course, depends on several factors including the specific composition of his portfolio, the **TenBestStocks** rankings of the portfolio issues, his individual portfolio strategy, and ability to follow an investment discipline. The performance history of the **TenBestStocks Model Portfolio** is updated weekly and the most recent values can be found at the web site www.TenBestStocks.com. Recent performance values are provided below:

The complete performance record for all stocks included in the **TenBestStocks Model Portfolio** since its inception in May 1999 is available on the Performance Page at the web site.

TenBestStocks is fully committed to helping its subscribers effectively use the information provided by **TenBestStocks**. A simple but highly disciplined strategy for employing the **TenBestStocks** concept using the information provided each week is presented to subscribers to help them develop their individual investment program. Spending less than one hour per week an investor can manage his portfolio effectively and profitably.



To illustrate **TenBestStocks** performance a graphical comparison of the Model Portfolio with the Standard & Poor's 500 Index for the period May 28, 1999, to the current date is shown in the graph below. Similar comparisons with the Dow Jones Industrial Average, NASDAQ Composite, and other major indices are also provided and updated weekly at the **TenBestStocks** web site along with a table of the quarterly performance comparisons.

Please visit www.TenBestStocks.com to obtain the most current performance comparison information.

Your satisfaction is our priority

Of course, past performance can never guarantee future results. Your individual results may be more or less than those of the **TenBestStocks Model Portfolio**. If for any reason you are dissatisfied, **TenBestStocks.com** will refund the unused portion of your subscription upon written or email notification. We value our subscribers and will make every effort to meet their needs. Should you cancel your subscription and then choose to resubscribe, be assured that we will cheerfully welcome you back.